

SMALLER BUDGETS IMPACT HIGHER EDUCATION: OVERVIEW OF FY 2012 EDUCATION BUDGETS

UNIVERSITY SYSTEM OF GEORGIA

The FY 2012 budget appropriates \$1.74 billion in state funding to the 35 colleges and universities that comprise the University System of Georgia (USG). The budget is a 9.1 percent, or \$174 million, cut compared to state spending in the original FY 2011 budget. State allocations per FTE in FY 2012 will fall to the lowest level in over a decade.

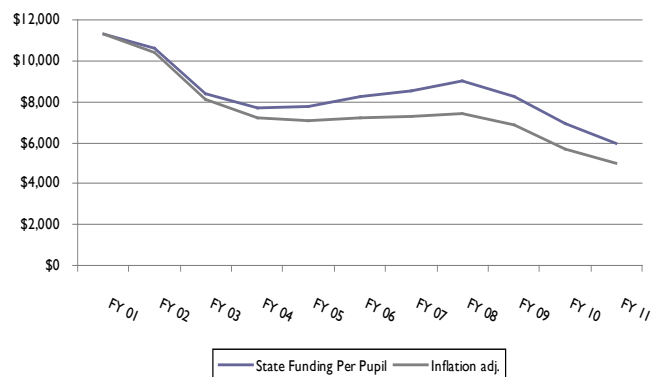
FY 2012 USG Budget Highlights

- Loss of American Recovery Act funding (\$23 million).
- Funding for teaching cut by \$145 million.
- Unfunded enrollment growth (\$177 million).

USG Statistics

- 41,000 additional students enrolled in USG since 2009.
- \$540 million in state spending cuts since FY 2009.
- 17 percent increase in average tuition and fees for fall 2011 compared to FY 2010.

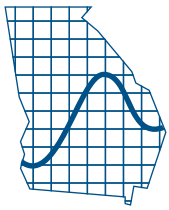
UNIVERSITY SYSTEM INSTITUTIONAL ALLOCATION PER FULL-TIME EQUIVALENT (FY 2001 - FY 2011)



Since FY 2009, state funding for the university system has declined by 23.7 percent (\$540 million) while total enrollment growth and average in-state tuition and fees have increased by 14.1 percent and 71.2 percent respectively. Accordingly, FY 2012 will be another year of serving more students with less state financial support.

USG ENROLLMENT, TUITION AND MANDATORY FEES FOR FY 2005 TO FY 2012

University System of Georgia	Fall 2008	Fall 2010	Change (%)	Growth Rate Fall 2005 to 2010	Annual Avg. Fall 2005 to 2010
Total Enrollment	272,910	311,442	14.1%	24.2%	4.8%
Sector Average					
Tuition and Mandatory Fees	Fall 2008	Fall 2011	Change (%)		
Research Universities	\$5,156	\$9,361	81.6%	108.4%	18.1%
Regional Universities	\$3,920	\$6,625	69.0%	96.6%	16.1%
State Universities	\$3,595	\$6,111	70.0%	95.8%	16.0%
State Colleges	\$2,269	\$3,764	65.9%	39.6%	6.6%
Two-year Institutions	\$2,038	\$3,417	67.7%	93.9%	15.7%
University System Average	\$3,127	\$5,353	71.2%	86.7%	14.4%



FUNDING CUTS AFFECT GEORGIA'S TECHNICAL COLLEGES

TECHNICAL COLLEGE SYSTEM OF GEORGIA

The FY 2012 budget appropriates \$313 million in state funds to the Technical College System of Georgia (TCSG). When excluding \$8 million in state payments to the State Health Benefit Plan and \$7 million in expired federal Recovery Act funding, the TCSG experiences a 6.8 percent, or \$21.7 million, cut compared to state spending in the original FY 2011 budget.

FY 2012 TCSG Budget Highlights

- Loss of American Recovery Act funding (\$7 million).
- Technical education funding cut by \$16.8 million.
- Adult Literacy and Quick Start funding cut by \$1.1.

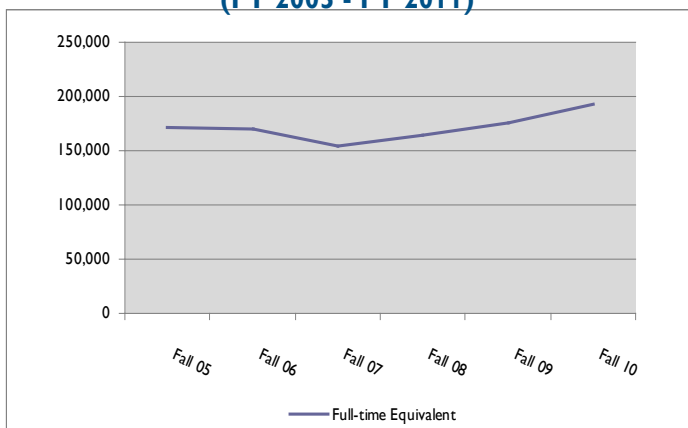
Since FY 2009 total state funding for TCSG has been cut \$58 million. The adult literacy program has experienced \$3.5 million in funding cuts since FY 2009, during a time in which an estimated 1.3 million adults in Georgia lack a high school diploma or GED.

Moreover, the technical education program has experienced \$47 million in funding cuts since FY 2009, during a time in which enrollment has reached record levels as a result of the economic downturn. In order to manage enrollment increases in the midst of declining state support for technical education, an increase in tuition rates is scheduled beginning in the summer of 2011.

TCSG STATE FUNDING CHANGES FROM FY 2009 TO FY 2012

	FY 2009 Original Budget	2012 Final Budget	FY 2009 – FY 2012 Change (\$)	FY 2009 – FY 2012 Change (%)
Adult Literacy	\$16,297,100	\$12,828,054	-\$3,469,046	-21.3%
Departmental Administration	\$10,213,558	\$7,635,862	-\$2,577,696	-25.2%
Quick Start	\$16,744,604	\$12,769,875	-\$3,974,729	-23.7%
Technical Education	\$327,994,745	\$280,037,095	-\$47,957,650	-14.6%
Total State General Funds	\$371,250,007	\$313,270,886	-\$57,979,121	-15.6%

TCSG TOTAL FULL-TIME EQUIVALENT ENROLLMENT (FY 2005 - FY 2011)



TCSG STATE FUNDING PER FULL-TIME EQUIVALENT (FY 2005 - FY 2011)

