



# **2013 Fall Policy Forum**

## **Tim Sweeney**

### **Georgia Budget & Policy Institute**



**Join the Twitter conversation: [#covergeorgia](#)**

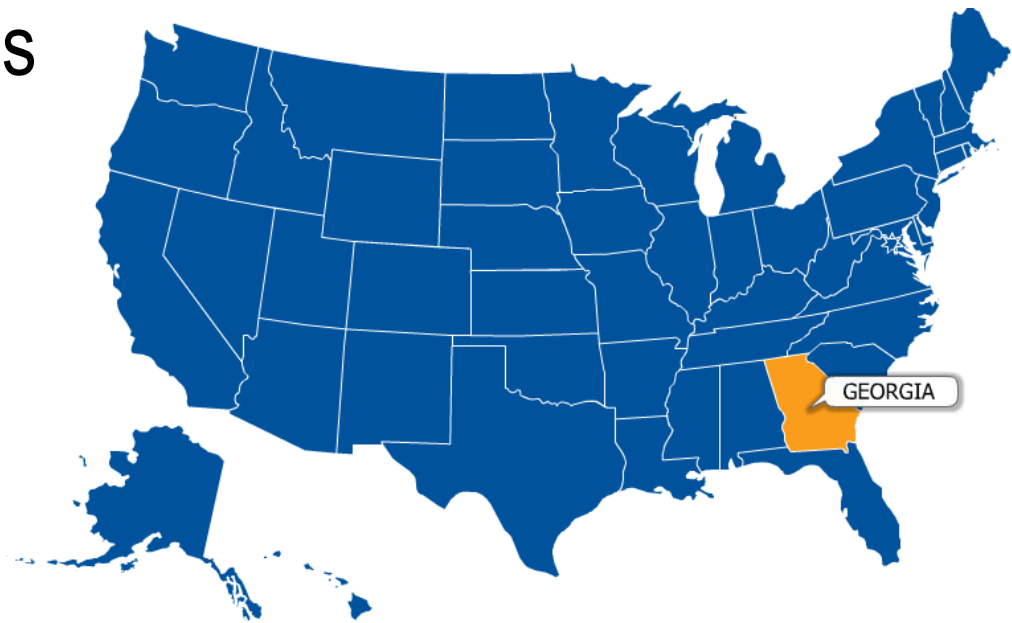
# Georgia by the Numbers – Health Care

**50<sup>th</sup>** in Medicaid spending per patient

**49<sup>th</sup>** in statewide health care spending per capita

**5<sup>th</sup>** most uninsured residents

**4<sup>th</sup>** most uninsured kids



# Georgians Face Significant Coverage Gaps:

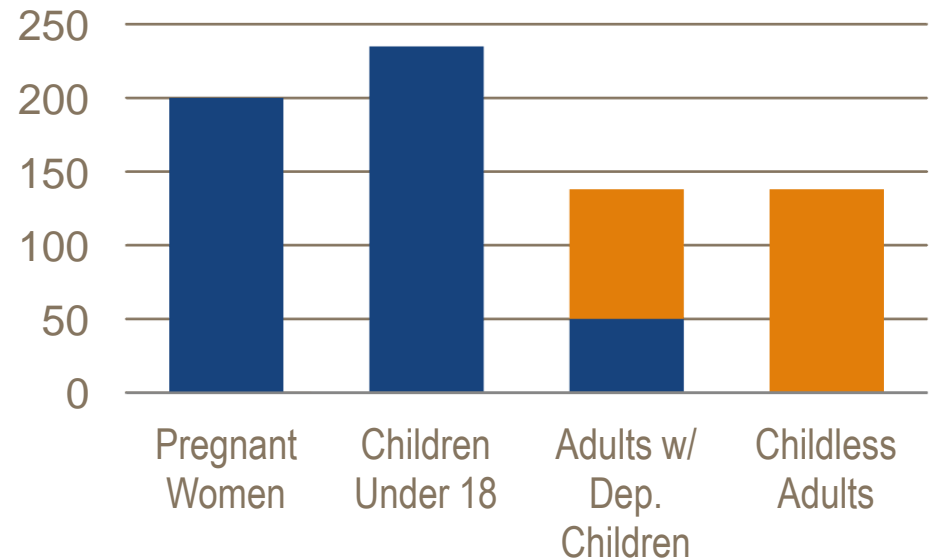


**Expanding Medicaid eligibility could extend health coverage to 600,000 uninsured Georgians**

# Uninsured Adults Could Gain Health Coverage

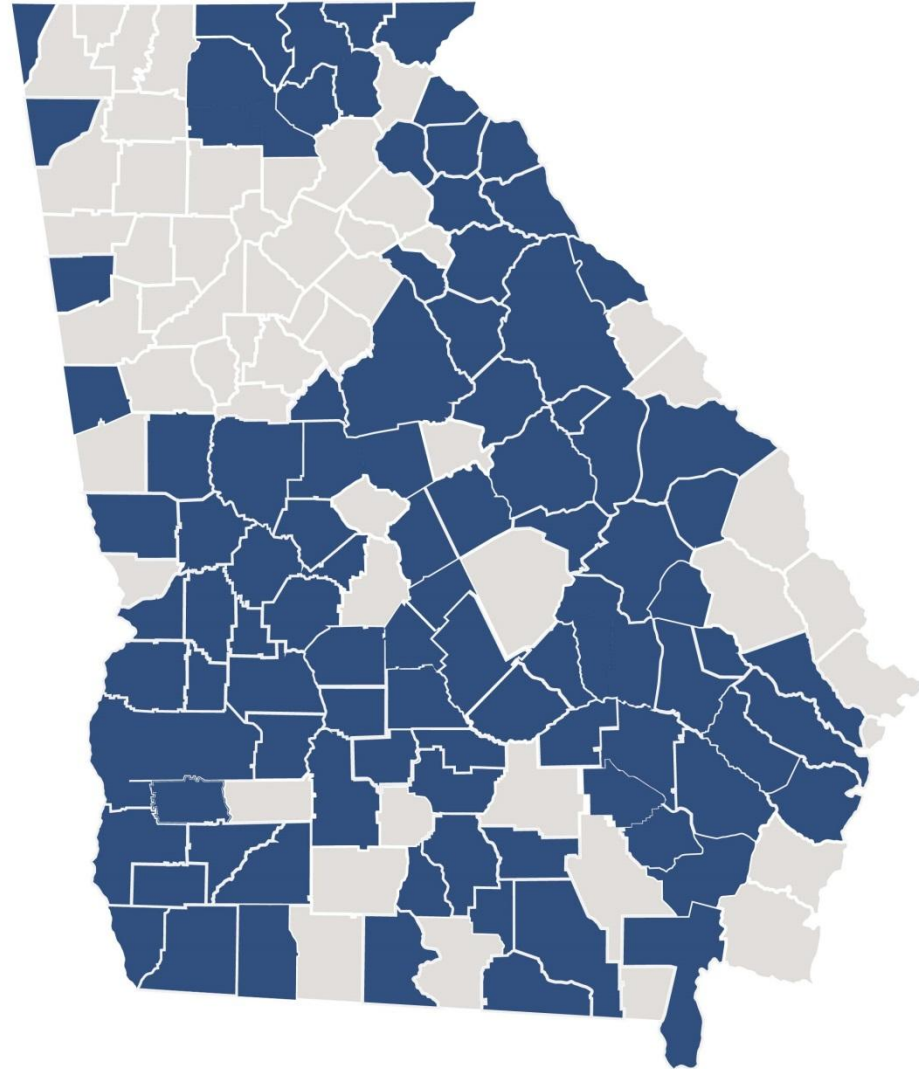
- 100% Federally Funded Thru 2016
- State Share in Long Term Only 10%
- No Deadline for States, No Long-Term Commitment

Eligibility Level as a Percent of Federal Poverty Level



# Significant Benefits for Rural Georgia

- 140,000+ Newly Eligible Uninsured
- \$800 M New Yearly Health Spending
- \$1.4 B New Yearly Economic Activity
- 12,000 Jobs



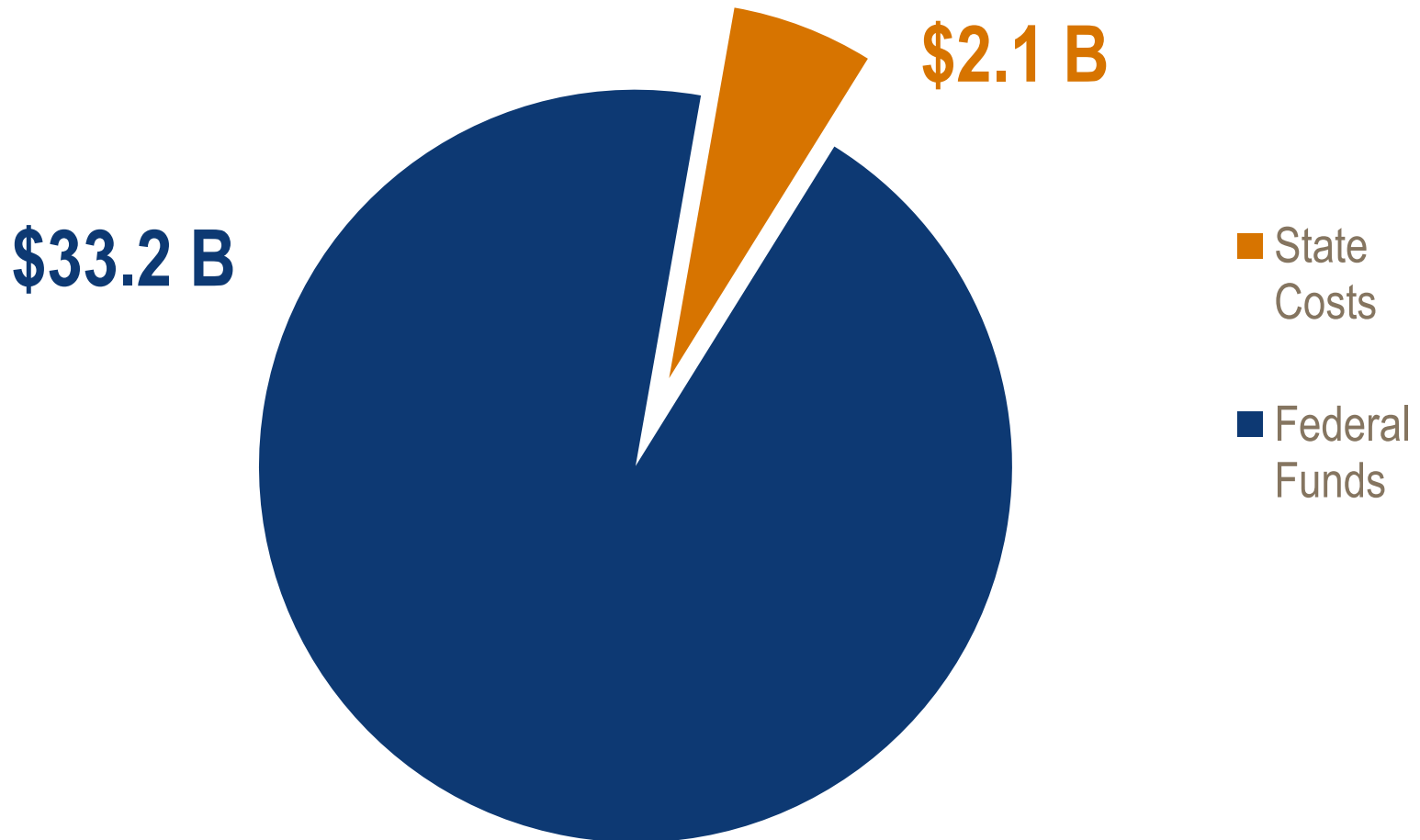
# Expansion Benefits Workers in Many Jobs

Figure 3: Adults in Georgia with Family Income At or Below 138% of Poverty

Total	1,480,780
Uninsured	753,500
Uninsured Workers	422,220
Restaurants and Other Food Services	68,390
Construction	66,800
Grocery Stores	13,290
Landscaping Services	11,660
Private Households Services (gardeners, cooks, caretakers)	10,860
Child Day Care	9,920
Building Services (janitor, extermination, cleaning)	9,290
Employment Services (temp agencies)	8,750
Elementary and Secondary Schools	7,910
Travel Agencies	7,270

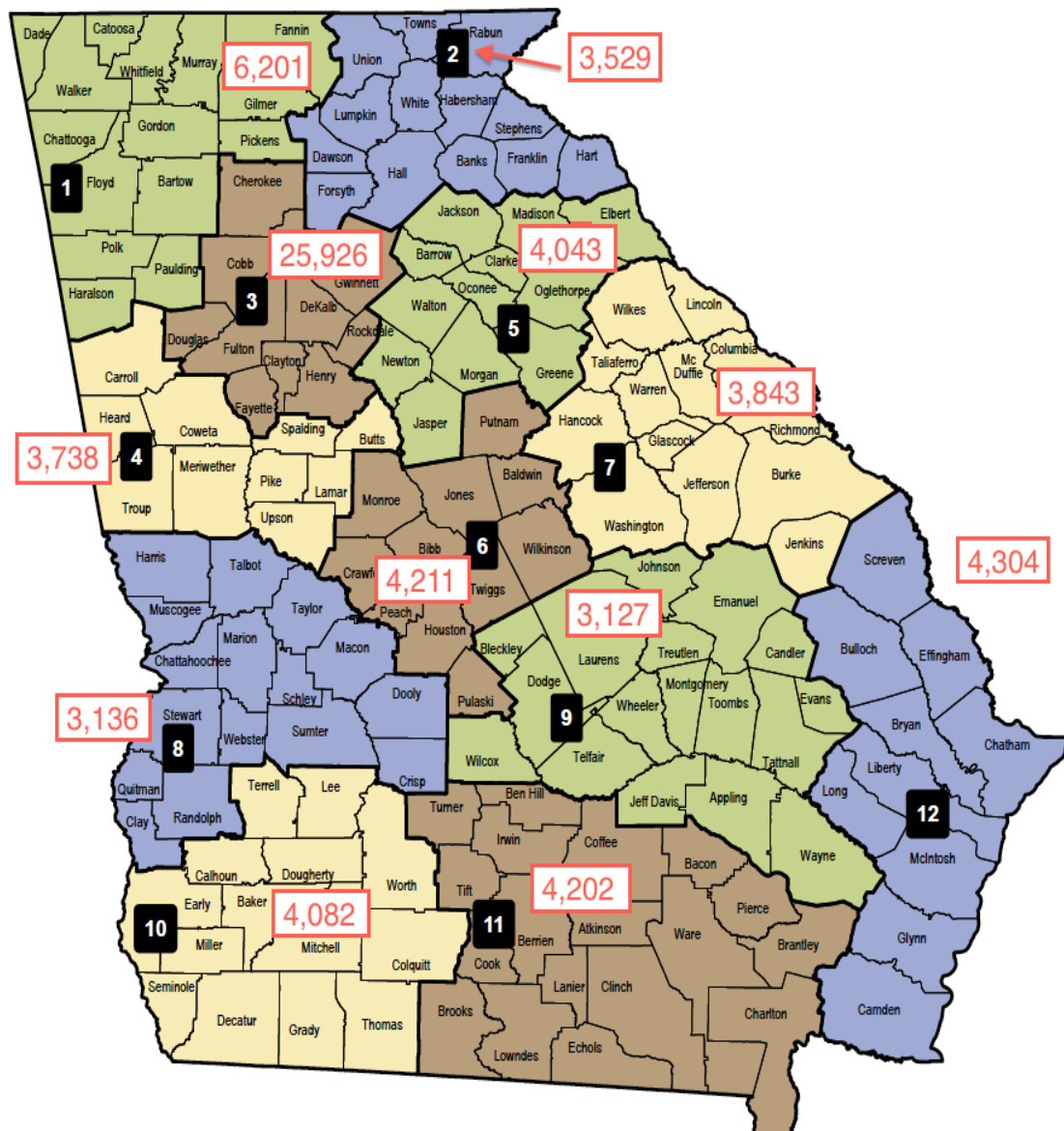
**Source:** Analysis of the 2011 American Community Survey. Adults are those aged 19 through 64. Workers are those who have worked within the past year. The ten industries above are those with the largest number of uninsured workers in the Medicaid expansion income-eligibility range in Georgia. All figures are rounded to the nearest ten workers.

# Georgia's Share of Costs is Minimal (2014-23)



# GSU Study Shows Benefits Throughout GA

- Up to 70,000 Jobs Statewide
- >60% of New Jobs Outside Atlanta
- Potential \$8B Yearly Economic Impact




# Medicaid Expansion Yields Big Bucks

Georgia's economy gets **\$30.45** return for each \$1 Georgia invests over 10 years.

Georgia's \$1 Medicaid investment leverages **\$14.46** in federal money.

Georgia Invests \$1 for Medicaid Expansion



# New Revenue Offsets Much of New State Costs

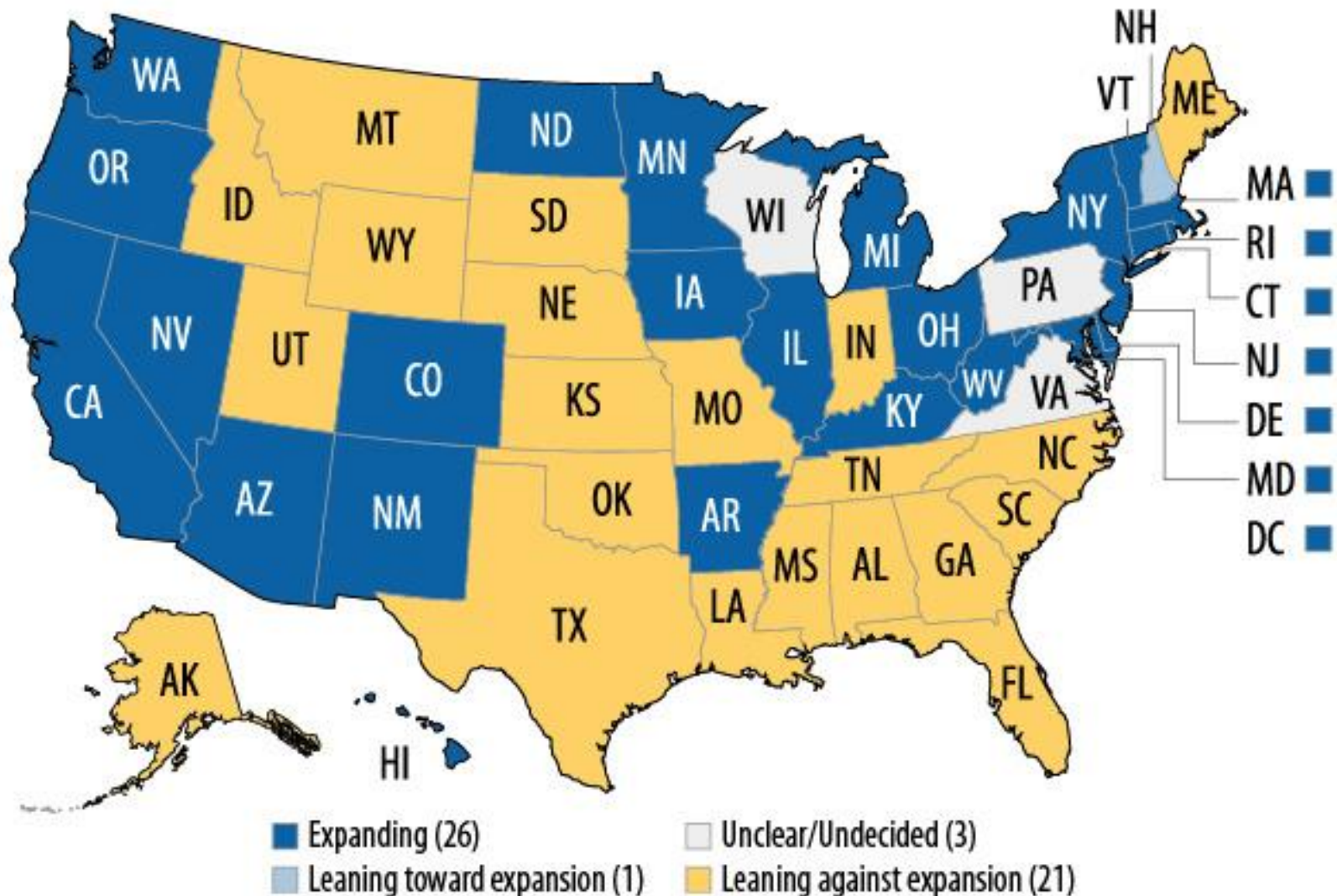
	2014-2023 Total
Expansion Specific State Costs	\$2.1 Billion
State Premium Tax Revenue	\$751 Million
State Income & Sales Tax Revenue	\$1.0 Billion
<b>10-year Net State Costs (after new revenue)</b>	<b>\$353 million</b>
<b>Average Yearly Costs as Percent of 2014 Budget</b>	<b>0.2 percent</b>

# Oregon Health Study Confirms Value of Medicaid

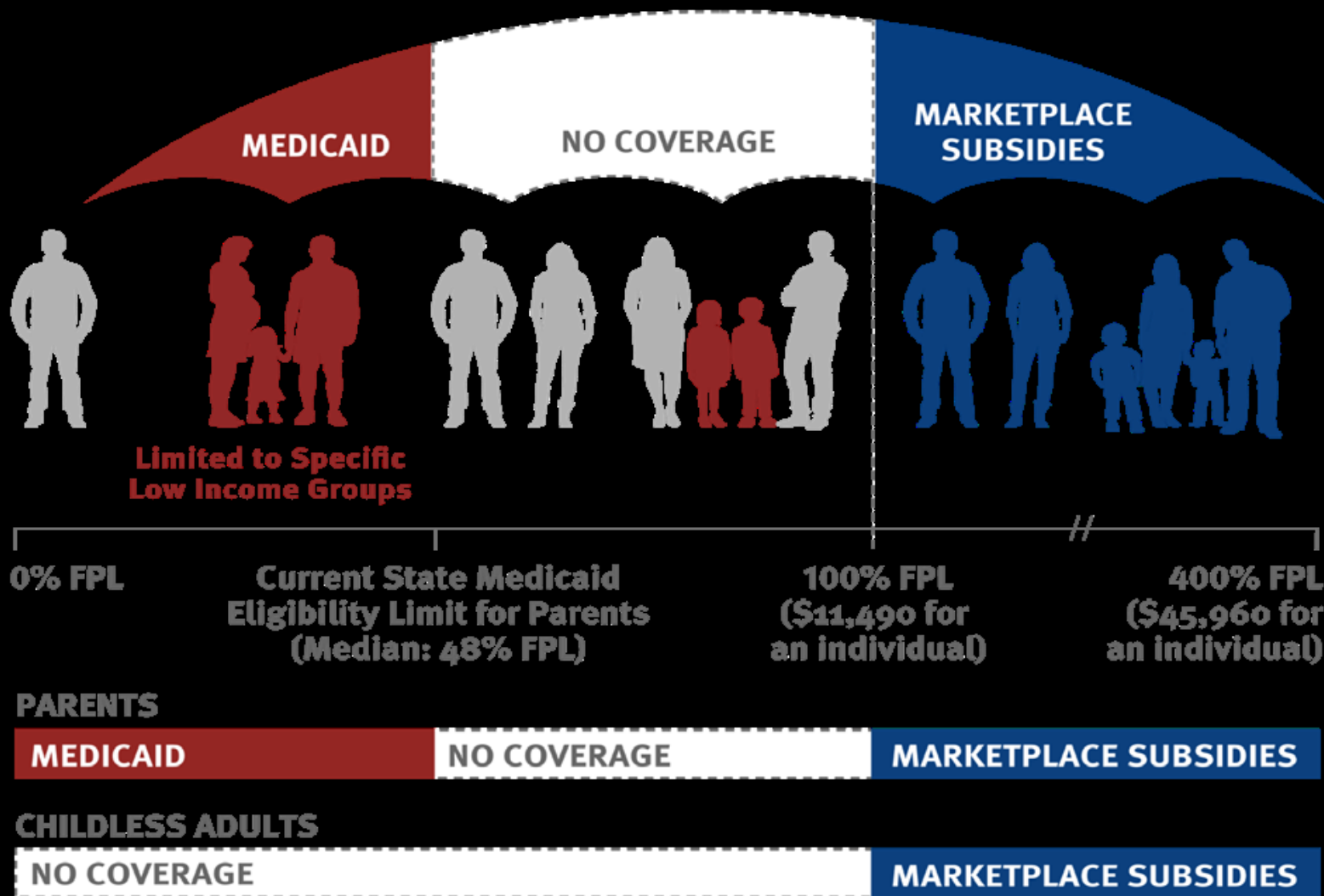
- Increased Access
- Improved Mental Health
- Greater Financial Stability



# Half of All States Set to Expand Medicaid

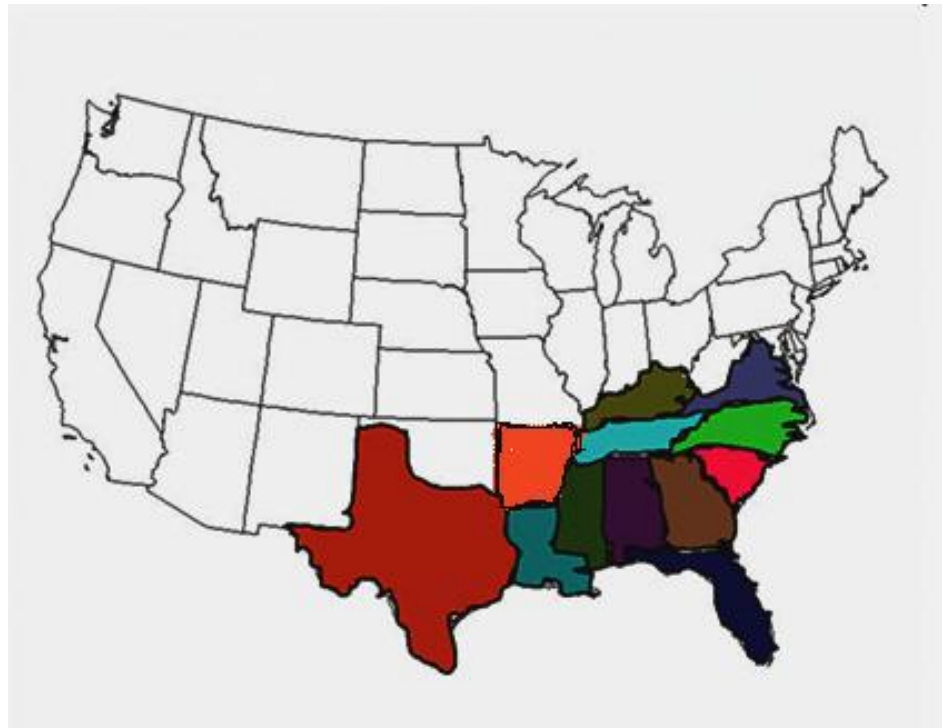


# Not Expanding Leaves Significant Coverage



# Lack of Expansion Greatly Affects Southeast

- More than 4-in-10 uninsured adults in U.S. live in 12 southern states
- 3.7 million fall into Coverage Gap in 10 non-expanding southern states
- **400,000+ in Georgia**



# LET'S STAY CONNECTED.

Please sign up for our email alerts, subscribe to our blog, like us on Facebook and follow us on Twitter.

[www.gbpi.org](http://www.gbpi.org)



[www.facebook.com/gabudget](http://www.facebook.com/gabudget)



[@gabudget](https://twitter.com/gabudget)